

# Data Sheet (L-1275)

Model : L-1275(Longest 12150G)

Voltage : 12V

Material : Polypropylene

Battery : Deep Cycle Flooded type

Color : Dark Blue




## Product Physical Specifications


BCI	Model	Voltage (V)	Dimension (mm)				Quantity(Liters)	Weight(kg)
			Length	Width	Height	Total Height	Electrolyte	Battery
GC 12	L-1275	12	329	181	245	278	6.8	38.5

## Electrical Specifications

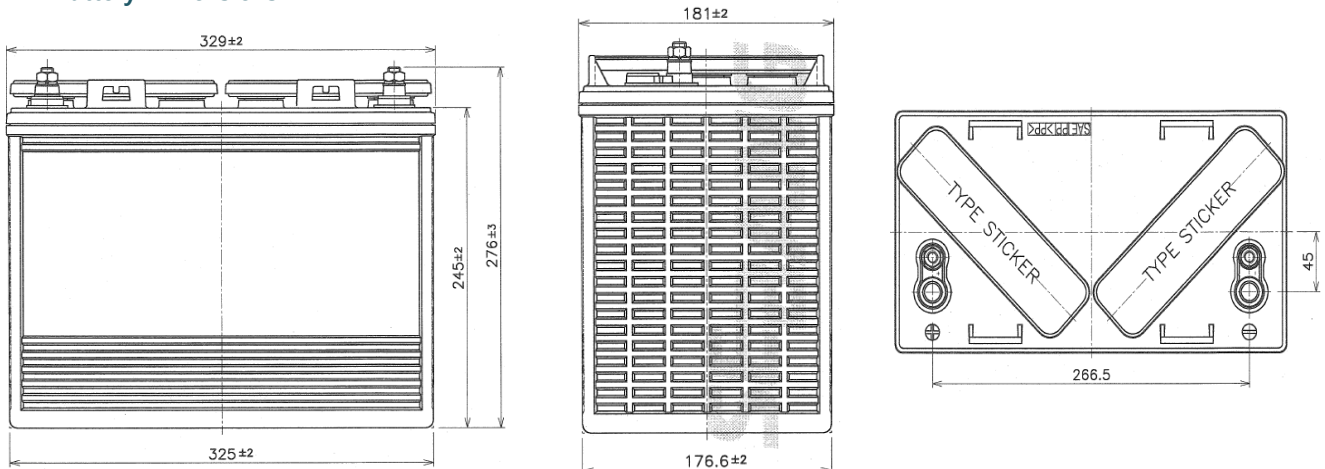
Type	Capacity Minutes			Capacity Amp-Hours(AH)				Energy(KWh)
	@25 Amps	@56 Amps	@75 Amps	@5Hr	@10Hr	@20Hr	@100Hr	
L-1275	280	102	70	120	134	150	166	1.99

## Terminal Configurations

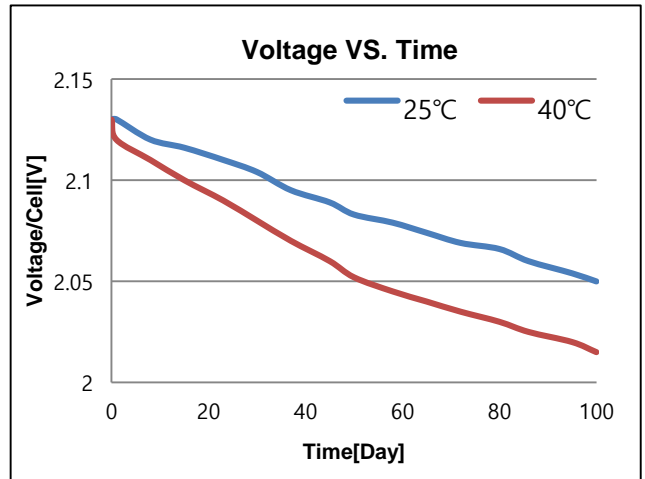
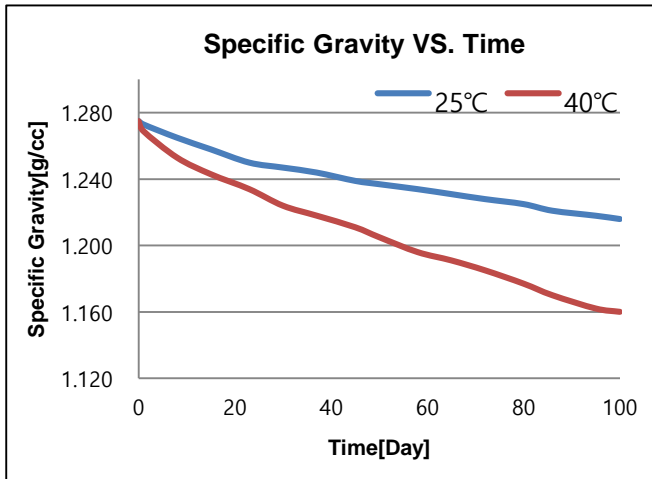
EHPT	Embedded High Profile Terminal
	Terminal Height mm(Inches) 38(1.50) Torque Value in-lb(Nm) 95-105(11-12) Bolt 5/16"

EAPT	Embedded Automotive Post Terminal
	Terminal Height mm(Inches) 24(0.95) Torque Value in-lb (Nm) 50 - 70(5.6 - 7.9)

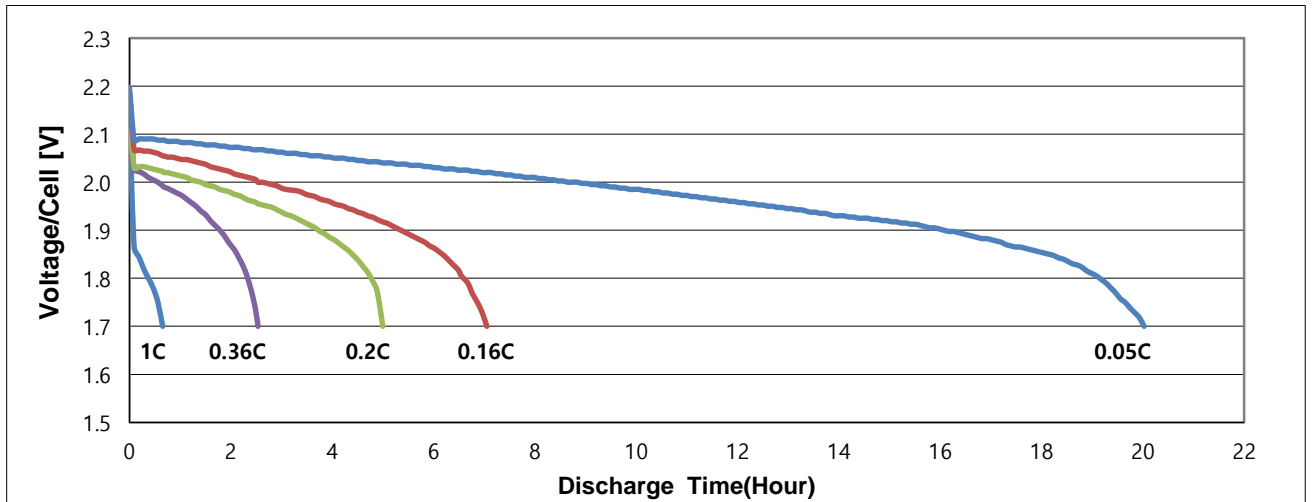
## Battery Dimensions



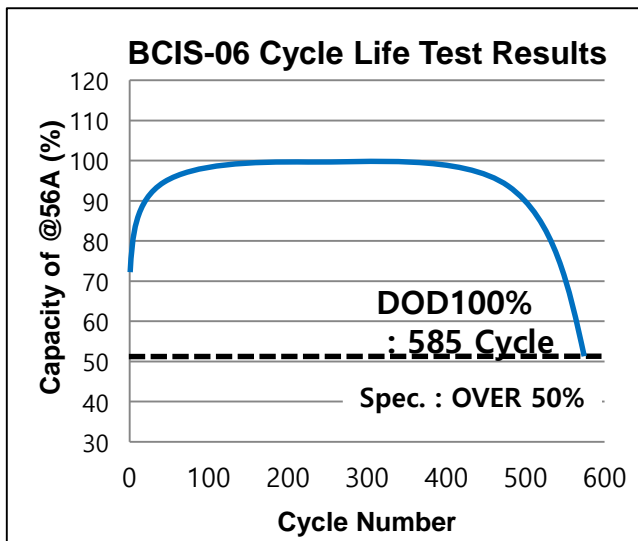
## Self Discharge Data



## Capacity By Discharge Current



## Cycle Service Life : BCIS-06 [DOD 100% \_ 27°C]



## Depth of Discharge(DOD) & Cycle Number

